

# OEM Series: Cable-Extension Position Transducer

**Precision Potentiometric Output**  
**Ranges: 0-100 to 0-1000 mm**  
**Compact Size • OEM Applications**

# Z115

## Specification Summary:

### GENERAL

Full Stroke Ranges ..... 0-100 to 0-1000 mm  
 Spool Circumference ..... 58 mm, 115 mm (range dependant)  
 Output Signal ..... voltage divider (potentiometer)  
 Accuracy ..... +0.25 to +0.15% of F.S.\*  
 Repeatability ..... +0.15% to +0.075% of F.S.\*  
 Resolution ..... essentially infinite  
 Measuring Cable ..... 0.034-in dia. nylon-coated stainless steel  
 Sensor ..... plastic-hybrid precision potentiometer  
 Frame Material ..... zinc-plated steel  
 Cover Material ..... plastic  
 Weight, max. .... 1 lb.

*\*specifications will vary with configuration, please consult factory*

### ELECTRICAL

Input Resistance ..... 500 or 10K ohms (+10%)  
 Power Rating, Watts ..... 2.0 at 25°C derating to 0 at 105°C

### ENVIRONMENTAL

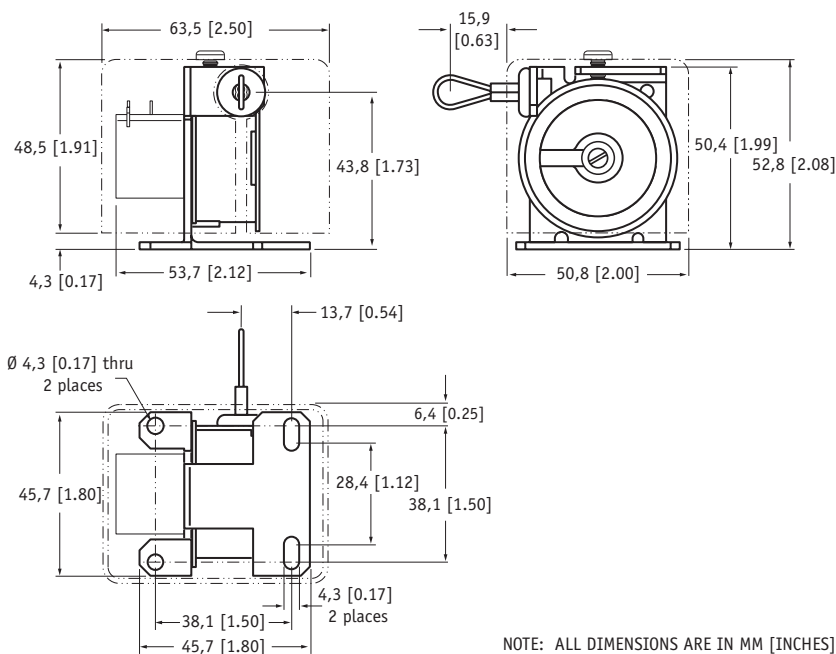
Operating Temperature ..... -25°C to +105°C  
 Temperature Coefficient of Potentiometer ..... +100ppm/°C, -150ppm/°C



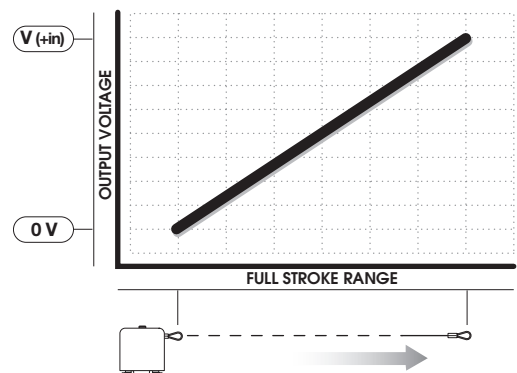
The Z115 Cable-Extension Transducer is a compact, flexible and highly accurate linear position measurement device that can be engineered to OEM specifications.

The standard Z115, can be simply modified to meet specific requirements. Circuits can be added for regulated output. Designs are available with and without covers and can be engineered for drop-in replacement of current assemblies. They allow for custom mounting, custom electrical connections and customer-specified life testing. Quantities are available as small as 100 units.

### Outline Drawing



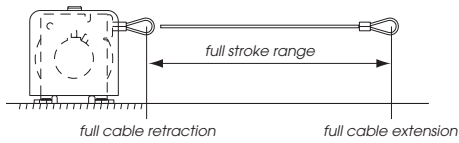
### Output Signal



**Order Form • Application Worksheet**

**Application** *please provide a brief description of application. include exact stroke range, velocity of stroke and estimated number of cycles per year.*

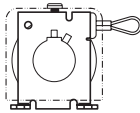
**Full Stroke Range** *select available range or specify complete requirements*



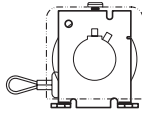
full stroke range (mm):  
 spool circumference (mm):  
 potentiometer turns:  
 spring tension, ±30% (oz):

50	100	275	550	1100
58	115	58	58	115
1	1	5	10	10
10	7	10	10	7

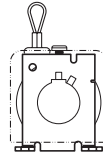
**Measuring Cable Exit**



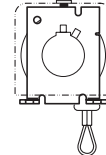
front



rear



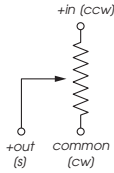
up



down

**Potentiometer**

*select value or specify complete requirements including value, voltage and linearity and estimated number of cycles per year*



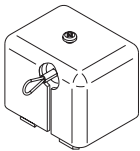
500 Ω

10K Ω

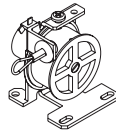
other:

**Enclosure**

*choose with or without cover or specify custom enclosure requirements*



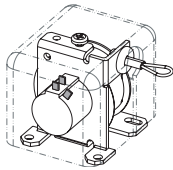
cover



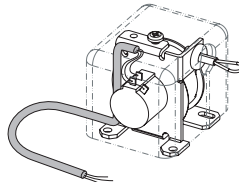
no cover

custom enclosure:

**Electrical Connection**



solder connection



instrumentation cable

length:

connector

manufacturer:

manufacturer's part no.: